

Central Oregon Medical Society 2011 Survey

October 8, 2010 - 21 Respondents

1. How interested are you in the following topics/potential speakers for a regular COMS dinner meeting in 2011?

Results in Rank Order

| | 1 (Most Interest) | 2 | 3 | 4 | 5 (Least Interest) | No. Voting |
|---|----------------------|---------------------|---------------------|---------------------|-----------------------|------------|
| Doctors vs. The Affordable Care Act: Critical Role of Medicare Payments: A View from Near the White House – Mike Newman, MD, Washington DC | 65.0% (13) | 10.0% (2) | 15.0% (3) | 0.0% (0) | 10.0% (2) | 20 |
| Congress, the Obama Administration, Medical Malpractice Tort Reform - Sen. Ron Wyden (D, OR) | 40.0% (8) | 35.0% (7) | 20.0% (4) | 0.0% (0) | 5.0% (1) | 20 |
| Evidence-Based Healthcare, Value-Based Insurance – Dean Smith, PhD, Univ. Michigan School of Public Health or other | 33.3% (7) | 19.0% (4) | 23.8% (5) | 14.3% (3) | 9.5% (2) | 21 |
| The Central Oregon PHA & Plans for Our Integrated Delivery System – M Fairbanks, ED, PHA; J Diegel, SCHS; M Boileau, MD; R Tien, MD, PhD; L Chang, MD | 33.3% (7) | 9.5% (2) | 23.8% (5) | 14.3% (3) | 19.0% (4) | 21 |
| Sustainable Growth Rate & Medicare Payments, Legislation Shortcuts - Rep. Greg Walden (R, Central and Eastern Oregon) | 30.0% (6) | 25.0% (5) | 20.0% (4) | 15.0% (3) | 10.0% (2) | 20 |
| How Physicians can Benefit from the Affordable Healthcare Act - David Evans, MD, Madras, President, National Physician Alliance | 21.1% (4) | 36.8% (7) | 26.3% (5) | 5.3% (1) | 10.5% (2) | 19 |
| The Oregon Health Authority Board, Rationing Medical Care, and Us - Mike Bonetto, PhD, MPH, MS: Chair, HealthMatters of Central Oregon | 19.0% (4) | 33.3% (7) | 28.6% (6) | 9.5% (2) | 9.5% (2) | 21 |
| Retirement Planning Strategies in Current Economic Climate - Kevin Grieg, CPA, Erik Parrish, CPA, Kernutt, Stokes, Brandt & Co., LLP, Eugene | 14.3% (3) | 9.5% (2) | 33.3% (7) | 9.5% (2) | 33.3% (7) | 21 |
| VIM Update – Robert Hakala, MD, James Ritzenthaler, MD, Dick Woods, MD, Ralph Lichtfield, MD, Ron Carver, MD, Bill Kemp, Kat Mastrangelo | 5.0% (1) | 20.0% (4) | 25.0% (5) | 40.0% (8) | 10.0% (2) | 20 |

2. The COMS has the privilege to plan the 3rd Pease Symposium after the first two were held in 1999 and 2001. It would be held as a special dinner event for a wider audience, including spouses, of course. Which of the following topics/titles/speakers interests you the most?

| | 1 (Most Interest) | 2 | 3 | 4 | 5 (Least Interest) | # Voting |
|---|----------------------|---------------------|--------------|--------------|-----------------------|----------|
| Designing and Implementing a New Regional Healthcare Delivery System - Floyd Loop, MD, former CEO, Cleveland Clinic, author of Leadership and Medicine | 45.0% (9) | 20.0% (4) | 25.0% (5) | 0.0% (0) | 10.0% (2) | 20 |
| The Cost Conundrum: The Non-Justification for the Variability of Medicare Reimbursement - Atul Gawande, MD, Author of The Checklist Manifesto | 28.6% (6) | 42.9% (9) | 28.6% (6) | 0.0% (0) | 0.0% (0) | 21 |
| Promoting Peace, One School, One Child at a Time: Lessons from Afghanistan - Greg Mortenson, Executive Director, Central Asia Institute, Author of Three Cups of Tea and From Stones to Schools | 25.0% (5) | 20.0% (4) | 20.0% (4) | 15.0% (3) | 20.0% (4) | 20 |

3. Please suggest other Topics/Speakers for either our regular meetings or the Pease Symposium in 2011

Regular meetings





Nathan Boddie, MD: Why we should embrace the ACA

Pease Symposium

Value Based Health Care Thu, Sep 30, 2010 4:28 PM Find...

Bernadine Healy, MD (wife of Fred Loop, MD): The role of clinical research in our plans for a integrated health delivery system

4. There may be advantages to have COMS merge or partner with the Central Oregon Independent Practice Association (COIPA). These include significant overlap in mission, economies of scale, efficiency of meetings, greater potential influence, and medical malpractice insurance discounts available via COIPA. Therefore, should COMS affiliate, partner or merge with COIPA?

| | | Response Percent | Response Count |
|--|---|-------------------|----------------|
| No |  | 19.0% | 4 |
| Maybe |  | 9.5% | 2 |
| Yes, but only as a partner or affiliate | | 0.0% | 0 |
| Yes, via a merger |  | 28.6% | 6 |
| I will need more information before I can judge this issue |  | 42.9% | 9 |
| | | answered question | 21 |

Comments

1. It is mutually beneficial for both groups to merge esp if spouses and retired physicians can be included in some fashion. Medicine is getting very complex and we need to speak with a stronger voice.
2. They seem to have different goals. What if COIPA merges with the PHA?
3. Too difficult to run COMS with volunteer staff, volunteer MDs

5. Should COMS become more involved with local political and medical issues affecting Central Oregon (e.g. Healthcare Legislation, PHA, BMC, OMA, ClearOne/PacificSource)?

| | | Response Percent | Response Count |
|--|--|------------------|----------------|
| Not at all | | 5.3% | 1 |
| Maybe, after current efforts by others | | 21.1% | 4 |
| Yes, but only at our Executive Committee level | | 10.5% | 2 |
| Yes, by the membership at regular meetings | | 31.6% | 6 |
| COMS should be a safe haven for all organizations represented by its members and should be sensitive to political issues that may divide | | 47.4% | 9 |
| answered question | | | 19 |

Comment









Sensitive issues should be dealt with in some format.

**6. [Skip this question if you have not visited the COMS website: www.comedsoc.org]
What feature(s) of COMS website do you visit/use/would like changed?**

| | I have or currently use | Would like the site to have more of | The site could have less of | Response Count |
|---|-------------------------|-------------------------------------|-----------------------------|----------------|
| Register and/or pay membership fees | 100.0% (6) | 0.0% (0) | 0.0% (0) | 6 |
| COMS meeting information (schedule, venue, etc.) | 100.0% (5) | 0.0% (0) | 0.0% (0) | 5 |
| Photographs of meetings/events | 75.0% (3) | 50.0% (2) | 0.0% (0) | 4 |
| Slides/handouts of meeting presentations | 75.0% (3) | 50.0% (2) | 0.0% (0) | 4 |
| News items (politics, media reports, opeds, legislations, etc.) | 60.0% (3) | 40.0% (2) | 0.0% (0) | 5 |
| Historical notes (COMS was founded in 1947) | 50.0% (2) | 50.0% (2) | 25.0% (1) | 4 |
| Library resources (e.g. healthcare facility ratings) | 66.7% (2) | 33.3% (1) | 0.0% (0) | 3 |
| OMA information | 20.0% (1) | 20.0% (1) | 60.0% (3) | 5 |
| St. Charles Grand Rounds information | 40.0% (2) | 20.0% (1) | 40.0% (2) | 5 |
| answered question | | | | 6 |
| skipped question | | | | 15 |

Comment: need to put this survey monkey on the website

7. With regard to COMS' membership fee structure, I prefer/am willing:

| | | Response Percent | Response Count |
|--|---|---------------------|-------------------|
| For 2011, to pay same fee (for member and spouse) of \$150 that was charged this year provided I do so before December 31, 2010 (this year), knowing that if I pay in 2011 (after January 1, 2011) the fee will be increased to \$199. |  | 84.2% | 16 |
| To pay by cash |  | 5.3% | 1 |
| To pay by credit/debit card |  | 52.6% | 10 |
| To pay online via PayPal |  | 15.8% | 3 |
| To pay online via bank transfer | | 0.0% | 0 |
| To pay single yearly fee for member and spouse |  | 31.6% | 6 |
| To pay separately for member and spouse |  | 26.3% | 5 |
| To pay for each event/meeting |  | 31.6% | 6 |
| To pay a prorated fee depending on number of meetings planned I attend |  | 21.1% | 4 |
| | | answered question | 19 |
| | | skipped question | 2 |

8. Please check all categories that you currently represent:

| | Member | Paid member | Not paid | Don't know if paid | Not member | Response Count |
|-------------------|------------|-------------|----------|--------------------|--------------------|----------------|
| COMS | 60.0% (12) | 45.0% (9) | 0.0% (0) | 0.0% (0) | 10.0% (2) | 20 |
| COIPA | 68.4% (13) | 26.3% (5) | 0.0% (0) | 0.0% (0) | 15.8% (3) | 19 |
| PHA | 66.7% (12) | 5.6% (1) | 0.0% (0) | 5.6% (1) | 22.2% (4) | 18 |
| BMC | 0.0% (0) | 0.0% (0) | 0.0% (0) | 0.0% (0) | 100.0% (13) | 13 |
| answered question | | | | | | 20 |
| skipped question | | | | | | 1 |

9. For a COMS membership drive, I would be willing to:

[Create Chart](#) [Download](#)

| | Definitely | Would like to, but reluctantly | Prefer not to | No | Response Count |
|---|------------|--------------------------------|------------------|-----------|----------------|
| Recruit at least one new member | 33.3% (5) | 26.7% (4) | 26.7% (4) | 13.3% (2) | 15 |
| Recruit member if my membership fee for the year is thereby waived | 38.5% (5) | 0.0% (0) | 30.8% (4) | 30.8% (4) | 13 |
| Pay 1 year membership for a new, young (e.g. within 1st 5 years of practice) member | 8.3% (1) | 0.0% (0) | 50.0% (6) | 41.7% (5) | 12 |

[Show replies](#) Other suggestions: 2

answered question 15

skipped question 6